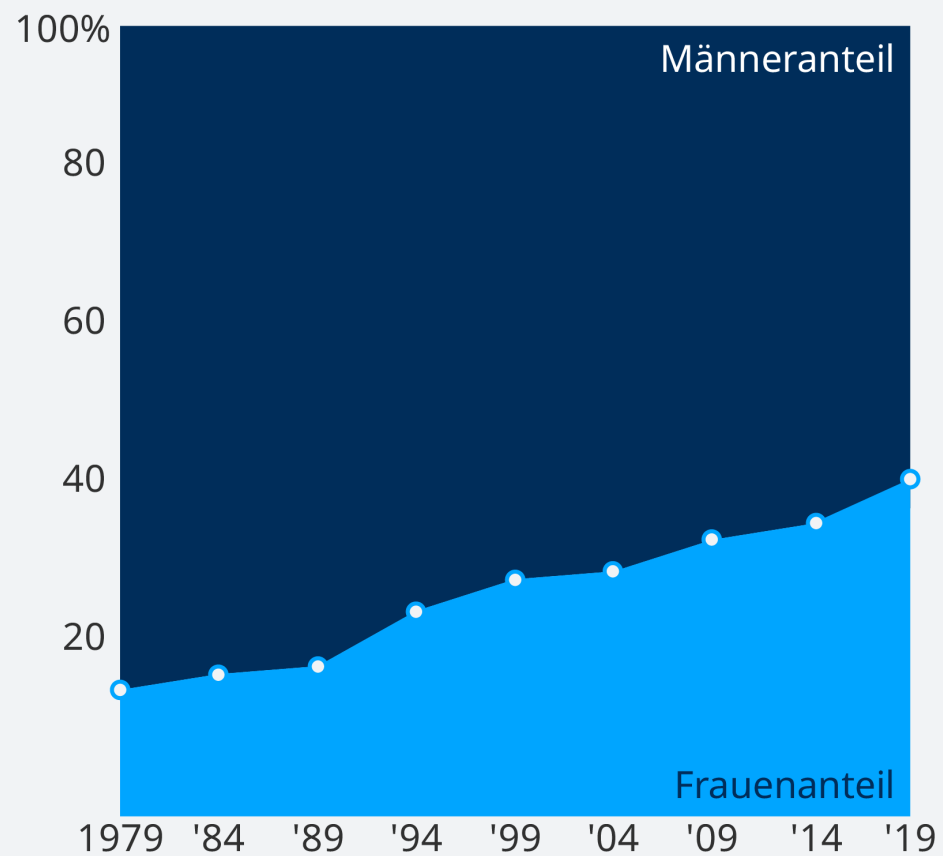


**Women*s Action Forum
beim
Dramatiker|innenfestival 24.5.2024**




EP: Frauenanteil steigt nur langsam



Quelle: Siehe github.com/dw-data/MEP-sociodemographics

© DW

EP: Geschlechter-Balance nach Parteien

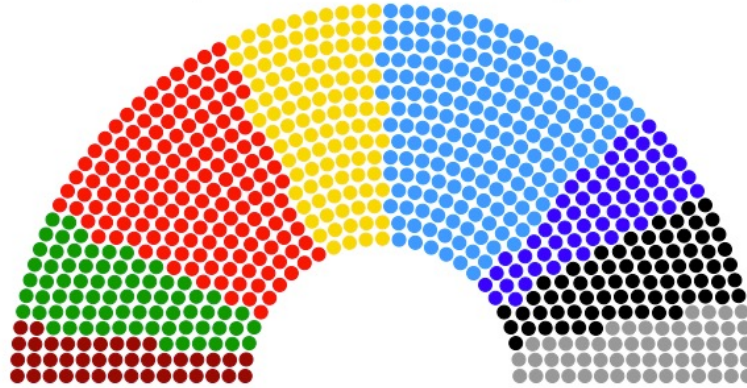


Quellen: Siehe github.com/dw-data/MEP-sociodemographics

© DW

<https://europeelects.eu/ep2024/>

April 2024 Projection 2019 election




| European Parliament Group | April 2024 Projection | 2019 election | Change |
|---------------------------------------------------------------------------------------------------------------------------------------|-----------------------|---------------|--------|
| ● The Left group in the European Parliament - GUE/NGL (LEFT) 44 | 44 | 41 | ↑ 3 |
| ● Group of the Greens/European Free Alliance (Greens/EFA) 48 | 48 | 74 | ↓ 26 |
| ● Group of the Progressive Alliance of Socialists and Democrats in the European Parliament (S&D) 140 | 140 | 154 | ↓ 14 |
| ● Renew Europe Group (RE) 86 | 86 | 108 | ↓ 22 |
| ● Group of the European People's Party (Christian Democrats) (EPP) 183 | 183 | 182 | ↑ 1 |
| ● European Conservatives and Reformists Group (ECR) 86 | 86 | 62 | ↑ 24 |
| ● Identity and Democracy Group (ID) 84 | 84 | 73 | ↑ 11 |
| ● Unaffiliated parties 1 | 1 | 0 | ↑ 1 |
| ● Non-Inscrits (NI) 48 | 48 | 57 | ↓ 9 |

Latest update by Europe Elects: 29 April 2024

<https://europeelects.eu/ep2024/>

What would the European Parliament look like if there was a vote tomorrow?



| European Parliament Group | April 2024 Projection | 2019 election | Change |
|--------------------------------------------------------------------------------------------------|-----------------------|---------------|--------|
| ● The Left group in the European Parliament - GUE/NGL (LEFT) | 44 | 41 | ↑ 3 |
| ● Group of the Greens/European Free Alliance (Greens/EFA) | 48 | 74 | ↓ 26 |
| ● Group of the Progressive Alliance of Socialists and Democrats in the European Parliament (S&D) | 140 | 154 | ↓ 14 |
| ● Renew Europe Group (RE) | 86 | 108 | ↓ 22 |
| ● Group of the European People's Party (Christian Democrats) (EPP) | 183 | 182 | ↑ 1 |
| ● European Conservatives and Reformists Group (ECR) | 86 | 62 | ↑ 24 |
| ● Identity and Democracy Group (ID) | 84 | 73 | ↑ 11 |
| ● Unaffiliated parties | 1 | 0 | ↑ 1 |
| ● Non-Inscrits (NI) | 48 | 57 | ↓ 9 |

Latest update by Europe Elects: 29 April 2024